

MONTANA TECH ONLINE RESOURCES

Welcome to Montana Technological University! As an Oredigger, you now have access to Montana Tech's online resources. The following instructions will guide you through some of the basic features.

MY MTECH

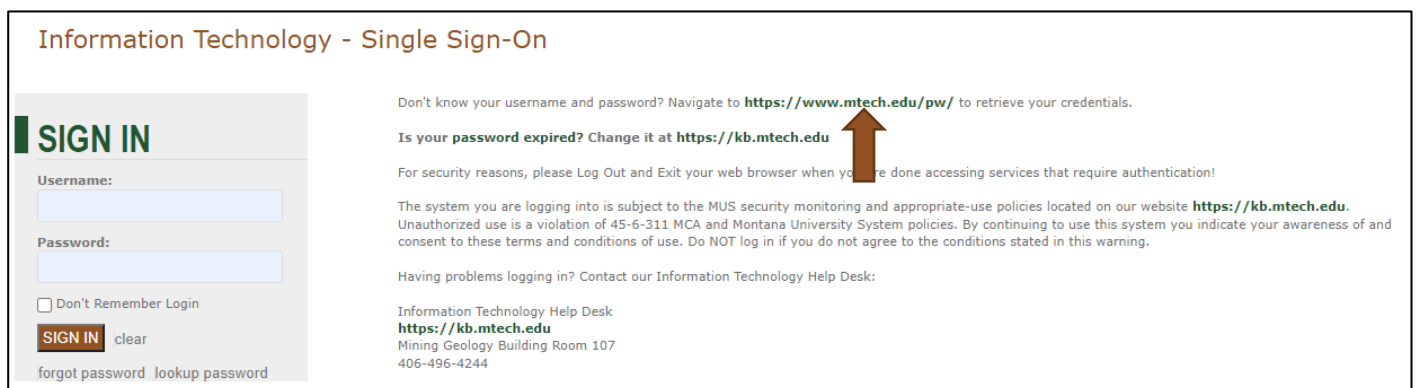

MY MTECH is the main portal for all online services. From here you can view your registration, link to OrediggerWeb, check your email, see important announcements, and access Moodle for your online classes. Many other important links are located along the right side of the MY MTECH page.

RETRIEVING YOUR CAMPUS USERNAME AND PASSWORD

Upon admission to Montana Tech, each student is assigned a username and password used to access any online resource that requires user authentication. Additionally, your username and password will provide access to any on-campus computer. To retrieve your credentials:


- Choose **MY MTECH** in the upper right menu of the Montana Tech homepage (www.mtech.edu)
- Click on <https://www.mtech.edu/pw/> to retrieve your credentials. This is located at the top center of the page. (You will choose **Sign In** on the left for future access.)
- Use your Student ID number and last name to retrieve your username and password. (Your Student ID number begins with 799 and was noted on the back of your admission letter.)

If you have any trouble signing in or retrieving your username and password, contact the IT Helpdesk at ithelpdesk@mtech.edu or Enrollment Services at 406-496-4256.



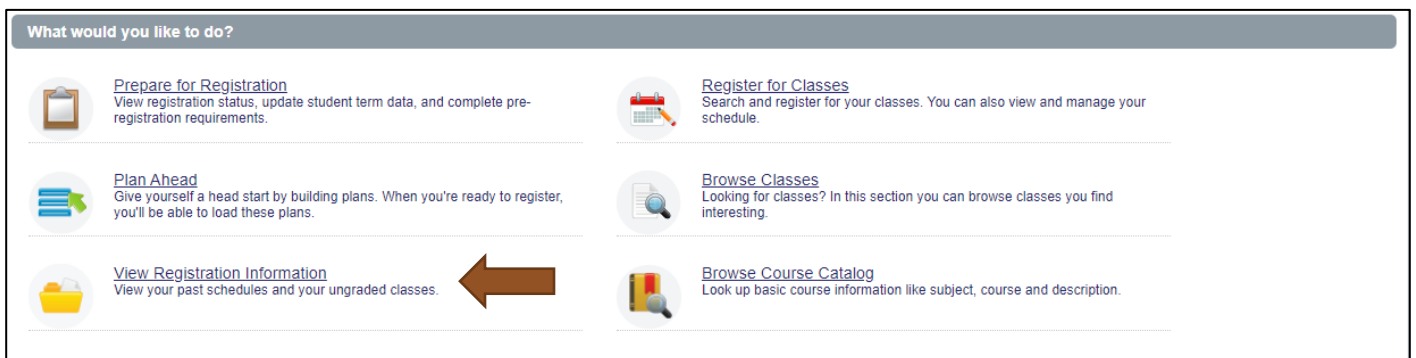
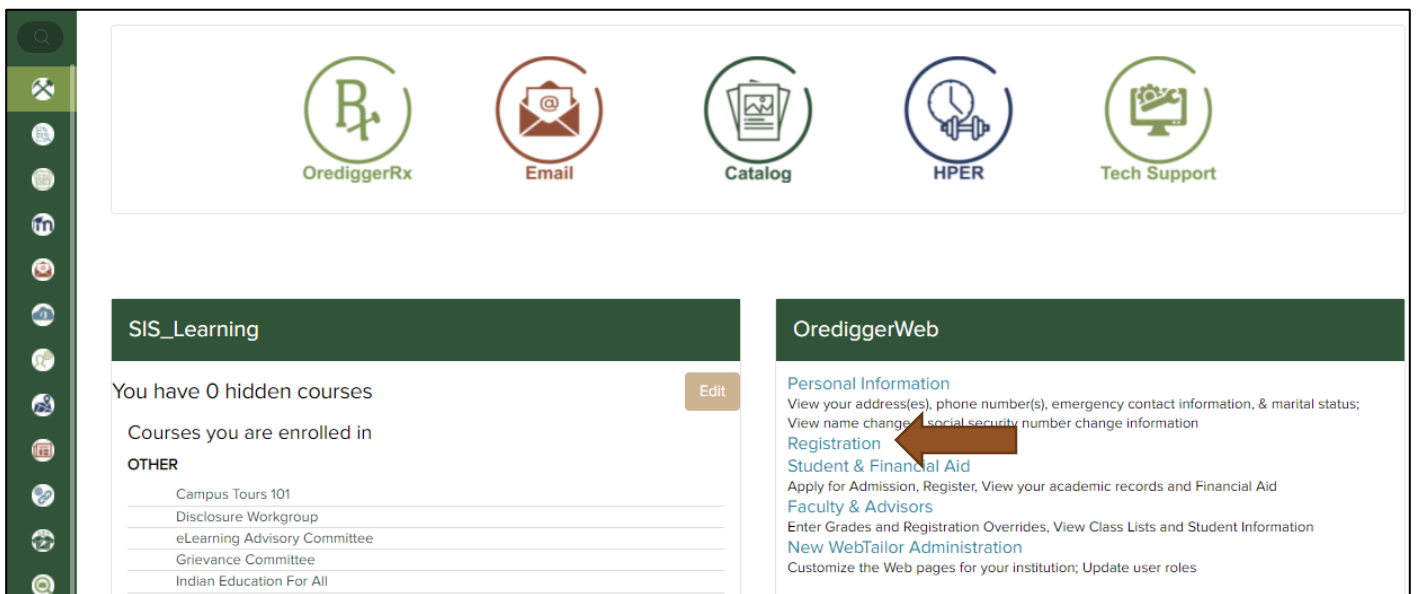
Montana Tech Email

Your Montana Tech email account is the official source of communication for the school. It is important that you check it often. Once you retrieve your username and password, access your email from the home page, similar to MY MTECH.



Registration Information


To view your class schedule, choose **Registration** on the right under OrediggerWeb. From here you will select **View Registration Information**. Choose the appropriate term.



View Registration Information

Look up a Schedule | Active Registrations | Schedule by Centric Period

Class Schedule

Term: 

No Data Found

Total Hours | Registered: 0 | Billing: 0 | CEU: 0 | Min: 0 | Max: 999,999,999

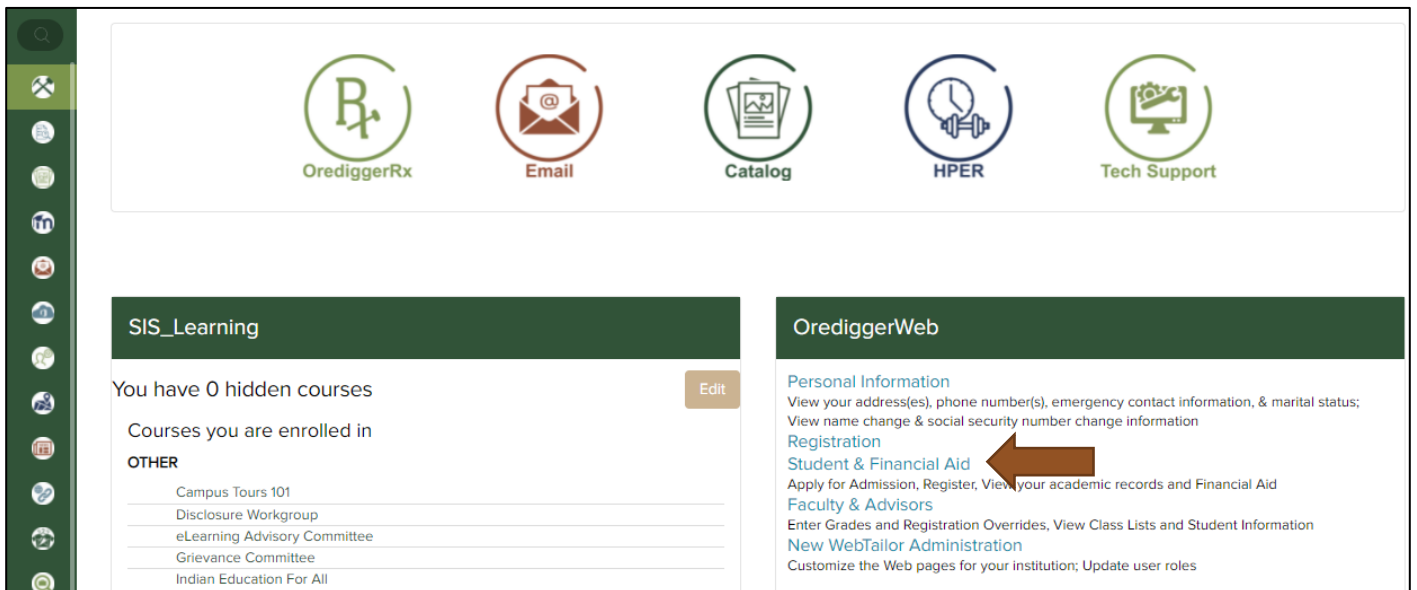
Schedule | Schedule Details

Class Schedule for First Semester 2005-2006

	Sunday	Monday	Tuesday	Wednesday	Thursday	Friday	Saturday
3am							

Student & Financial Aid/OrediggerWeb

Choose **Student & Financial Aid** on the right under OrediggerWeb. Here you can accept your **financial aid**, view your **student account and finalize your registration**, and check your **final grades**. (See email notifications for specific instructions.)



OrediggerRx | Email | Catalog | HPER | Tech Support

SIS_Learning


You have 0 hidden courses Edit

Courses you are enrolled in

OTHER

- Campus Tours 101
- Disclosure Workgroup
- eLearning Advisory Committee
- Grievance Committee
- Indian Education For All

OrediggerWeb

- [Personal Information](#)
View your address(es), phone number(s), emergency contact information, & marital status; View name change & social security number change information
- [Registration](#)
- [Student & Financial Aid](#) 
- [Apply for Admission, Register, View your academic records and Financial Aid](#)
- [Faculty & Advisors](#)
Enter Grades and Registration Overrides, View Class Lists and Student Information
- [New WebTailor Administration](#)
Customize the Web pages for your institution; Update user roles

Transfer Credit

The official record of your transfer credit can also be viewed in OrediggerWeb by selecting **Student & Financial Aid**. Choose **Student Records** and **View Academic Transcript – Unofficial**.

Online Courses/Moodle

All online courses are taught through Moodle. Some instructors also use this tool to provide materials and feedback for face-to-face classes. You will find Moodle classes in the left column of MY MTECH.

The screenshot displays the MY MTECH dashboard interface. At the top, there are five circular navigation icons: OrediggerRx (green), Email (red), Catalog (green), HPER (blue), and Tech Support (green). Below these icons, the dashboard is divided into two main sections: SIS_Learning and OrediggerWeb. The SIS_Learning section shows "You have 0 hidden courses" and "Courses you are enrolled in" with an "Edit" button. A large brown arrow points to the "Courses you are enrolled in" text. Underneath, there is an "OTHER" category with a list of items: Campus Tours 101, Disclosure Workgroup, eLearning Advisory Committee, and Grievance Committee. The OrediggerWeb section contains a list of links for Personal Information, Registration, Student & Financial Aid, Faculty & Advisors, and New WebTailor Administration.

OrediggerRx **Email** **Catalog** **HPER** **Tech Support**

SIS_Learning

You have 0 hidden courses Edit

Courses you are enrolled in ←

OTHER

- Campus Tours 101
- Disclosure Workgroup
- eLearning Advisory Committee
- Grievance Committee

OrediggerWeb

- [Personal Information](#)
View your address(es), phone number(s), emergency contact information, & marital status;
View name change & social security number change information
- [Registration](#)
- [Student & Financial Aid](#)
Apply for Admission, Register, View your academic records and Financial Aid
- [Faculty & Advisors](#)
Enter Grades and Registration Overrides, View Class Lists and Student Information
- [New WebTailor Administration](#)
Customize the Web pages for your institution; Update user roles