

ADVANCING

Montana Technological University



OCTOBER 17, 2023 | LIBRARY AUDITORIUM



TODAY'S AGENDA



**MISSION,
VISION,
GOALS**



**ENROLLMENT
UPDATE**



**FINANCE
UPDATE**



**FOUNDATION
UPDATE**



**MANTRA
HEALTH**



**CELEBRATING
OUR SUCCESS**



LOOKING AHEAD

MONTANA
TECHNOLOGICAL UNIVERSITY

A photograph of three medical students in teal scrubs and a white lab coat in a clinical setting. They are gathered around a patient lying on a table, with one student in the lab coat pointing towards the patient's leg. The background shows medical equipment and a clean, professional environment.

MISSION

As Montana's Special Focus Institution, Montana Technological University provides a transformative student experience by developing leaders and advancing science, engineering, and technology, with the purpose of benefiting humanity while meeting the changing needs of society.

A photograph of two researchers in white lab coats working in a laboratory. They are seated at a desk with computer monitors and various pieces of equipment. The scene is dimly lit with blue and orange tones. A warning sign is visible on the wall in the background.

OUR VISION

To be the institution of opportunity and innovation.

GOALS



Student Success



Programs of Distinction



**A Healthy and Vibrant
Campus Ecosystem**



FALL 2023 ENROLLMENT

OVERALL ENROLLMENT

	Fall 2018	Fall 2019	Fall 2020	Fall 2021	Fall 2022	Fall 2023
Total Headcount	2,583	2,421	2,329	2,339	2,280	2,321
Undergraduate	2,330	2,200	2,110	2,130	2,092	2,134
Graduate	253	221	219	209	188	187
Gender						
Female	40%	41%	41%	42%	40%	39%
Male	60%	59%	59%	58%	60%	61%
Origin Address						
International	8%	5%	4%	3%	2%	2%
Montana	75%	77%	80%	79%	79%	79%
Other U.S. States	17%	17%	17%	18%	19%	19%
Residence Hall Students	272	315	323	361	416	436



UNDERGRADUATE ENROLLMENT

NORTH CAMPUS UNDERGRADUATE ENROLLMENT

	Fall 2018	Fall 2019	Fall 2020	Fall 2021	Fall 2022	Fall 2023
North Campus Undergraduate	1,591	1,493	1,431	1,474	1,437	1,435
Instate	1,174	1,153	1,148	1,191	1,151	1,136
Out of State	233	158	109	76	54	26
Western Undergraduate Exchange (WUE) & Advantage	184	182	174	207	232	273
New First Time Freshman	273	275	273	324	304	294
Retention	78%	81%	79%	76%	81%	
New Transfer	119	89	60	69	64	71

SOUTH CAMPUS UNDERGRADUATE ENROLLMENT

	Fall 2018	Fall 2019	Fall 2020	Fall 2021	Fall 2022	Fall 2023
Highlands College	739	707	679	656	655	699
Dual Credits	316	312	324	339	331	354
Traditional Students	423	395	355	317	324	345
Highlands (less Dual Credit)						
Instate	389	368	334	283	280	291
Out of State	29	23	16	12	13	8
Western Undergraduate Exchange (WUE) & Advantage	5	4	5	22	31	46
New First Time Freshman	146	136	133	108	119	145
Retention	57%	65%	63%	67%	65%	



GRADUATE ENROLLMENT

GRADUATE ENROLLMENT

	Fall 2018	Fall 2019	Fall 2020	Fall 2021	Fall 2022	Fall 2023
Graduate	253	221	219	209	188	187
Instate	98	76	83	65	59	48
Instate Distance	9	7	7	10	7	7
Out of State	2	2	2	3	21	43
Out of State Distance	105	102	100	91	81	79
TARA	39	34	27	39	10	-
WRGP				1	10	10



FINANCE UPDATE

FISCAL YEAR 2024

Montana Tech ALL FUNDS SUBJECT TO BOARD OF REGENTS APPROVAL FISCAL YEAR 2024				
Campus/Agency	Actual FY 2023	Budgeted FY 2024	Dollar Change Actual 2023 to Budgeted 2024	Percent Change Actual 2023 to Budgeted 2024
Montana Tech:				
Current Operating Unrestricted	\$ 28,807,639	\$ 29,091,350	\$ 283,711	1%
Current Restricted	19,580,789	27,161,273	7,580,484	39%
Current Designated	8,592,116	9,460,477	868,361	10%
Auxiliary Enterprises	6,800,909	5,999,609	(801,300)	-12%
Loan & Endowment Funds	323,253	310,500	(12,753)	-4%
Plant Funds	7,810,897	11,368,342	3,557,445	46%
TOTAL ALL FUNDS	\$ 71,915,603	\$ 83,391,551	\$ 11,475,948	16%

CURRENT UNRESTRICTED - "STATE BUDGET"

What makes up the current unrestricted budget?

State Support

- Set every other year (odd years) by the State of MT through the legislative process and executive branch
 - General Fund
 - General Fund – Performance Funding
 - Millage (6 MIL Levy)
 - One Time Only - OTO

Tuition Revenue

- Set by the Board of Regents every other year (odd years) following a legislative session
- Parameters set by Office of Commissioner of Higher Education based on Regent goals

CURRENT UNRESTRICTED REVENUE & METRICS

REVENUE	FY18	FY22	FY23	%Change		FY24	%Change
				1yr	5yr	Budgeted	1yr
State Support (base)*	\$15,171,959	\$15,485,854	\$15,654,173	1%	3%	\$16,784,579	7%
State Support (OTO)		\$543,612	\$1,258,211	131%	-	\$0	-
Net Tuition Revenue	\$14,559,996	\$11,029,449	\$10,826,004	-2%	-26%	\$10,753,936	-1%
Transfers/Other	\$966,942	\$838,451	\$1,070,821	28%	11%	\$1,552,835	45%
Total Operating Revenue	\$30,698,897	\$27,897,366	\$28,809,209	3%	-6%	\$29,091,350	1%
<small>*includes campus base + earned portion of PF</small>							
Student FTE	2,309	1,950	1,906	-2%	-17%	1,858	-3%
Resident Students	1,732	1,548	1,502	-3%	-13%	1,446	-4%
Non-resident Students	577	402	404	0%	-30%	412	2%
Key Metrics							
State % Share	51.0%	59.2%	61.0%	2%	10%	60.9%	0%
State Support per Res FTE	\$8,762	\$10,004	\$10,422	4%	19%	\$11,608	11%

- State % Share – budgeted for 61%, peer group median = 51%
- State \$\$ per Resident FTE = \$11,608, MUS FY22 average = \$11,426

CURRENT UNRESTRICTED EXPENDITURES & METRICS

EXPENDITURES	FY18	FY22	FY23	%Change		FY24	%Change
				1yr	5yr	Budgeted	1yr
Instruction	\$18,506,444	\$16,217,569	\$16,754,733	3%	-9%	\$16,993,727	1%
Academic Support	\$1,788,994	\$1,616,551	\$1,652,047	2%	-8%	\$1,984,756	20%
Student Services	\$3,284,770	\$3,496,768	\$3,922,499	12%	19%	\$3,798,441	-3%
Institutional Support	\$2,660,703	\$2,069,510	\$2,259,249	9%	-15%	\$2,177,310	-4%
Operation & Maintenance	\$4,071,685	\$3,917,412	\$4,068,264	4%	0%	\$3,980,487	-2%
Research	\$119,256	\$81,496	\$99,167	22%	-17%	\$106,629	8%
Public Service	\$0	\$0	\$0	-	-	\$0	-
Scholarships	\$420,128	\$308,109	\$51,680	-83%	-88%	\$50,000	-3%
Total CU Exp (net of waiver) →	\$30,851,980	\$27,707,413	\$28,807,639	4%	-7%	\$29,091,350	1%
Student FTE	2,309	1,950	1,906	-2%	-17%	1,858	-3%
Key Metrics							
% Instruction Exp	60.0%	58.5%	58.2%	0%	-2%	58.4%	0%
% Instruct/Acad/Stud Ser	76.4%	77.0%	77.5%	1%	1%	78.3%	1%
Expenditures per Student	\$13,362	\$14,209	\$15,114	6%	13%	\$15,657	4%

- **Instruction – comprises 58% of total expenditures BOR target = 50%**
- **% Instruction + Aca Support + Stud Service is 78% BOR target = 70%**
- **Expenditures per Student – 71% of peer group median (includes agencies)**

CURRENT UNRESTRICTED FACULTY/STAFF FTE & METRICS

(does not include graduate teaching/research assistants & part-time/other)

STAFFING	FY18	FY22	FY23	%Change		FY24	%Change
				1yr	5yr	Budgeted	1yr
Contract Faculty (all)	168	134	129	-4%	-23%	134	4%
Contract Administrators	8	8	8	-1%	-6%	8	6%
Contract Professionals	47	40	40	-2%	-15%	40	1%
Classified FTE	76	70	65	-7%	-14%	70	8%
Total Faculty/Staff	298	252	241	-4%	-19%	253	5%
EXPENDITURES							
Personnel Services	25,615,025	22,293,122	22,261,837	0%	-13%	24,136,341	8%
Total Expenditures <small>(net of waivers)</small>	30,851,980	27,707,413	28,807,639	4%	-7%	29,091,350	1%
Student FTE	2,309	1,950	1,906	-2%	-17%	1,858	-3%
Key Metrics							
Student to Faculty Ratio	13.8	14.6	14.8	2%	8%	13.9	-6%
%Personnel Services of Total	83%	80%	77%	-3%	-6%	83%	6%

- **Student to Faculty Ratio – budgeted for 14 to 1, peers = 13 to 1**
- **Personal Services % Share – budgeted for 83%, HECA* benchmark = 75%**

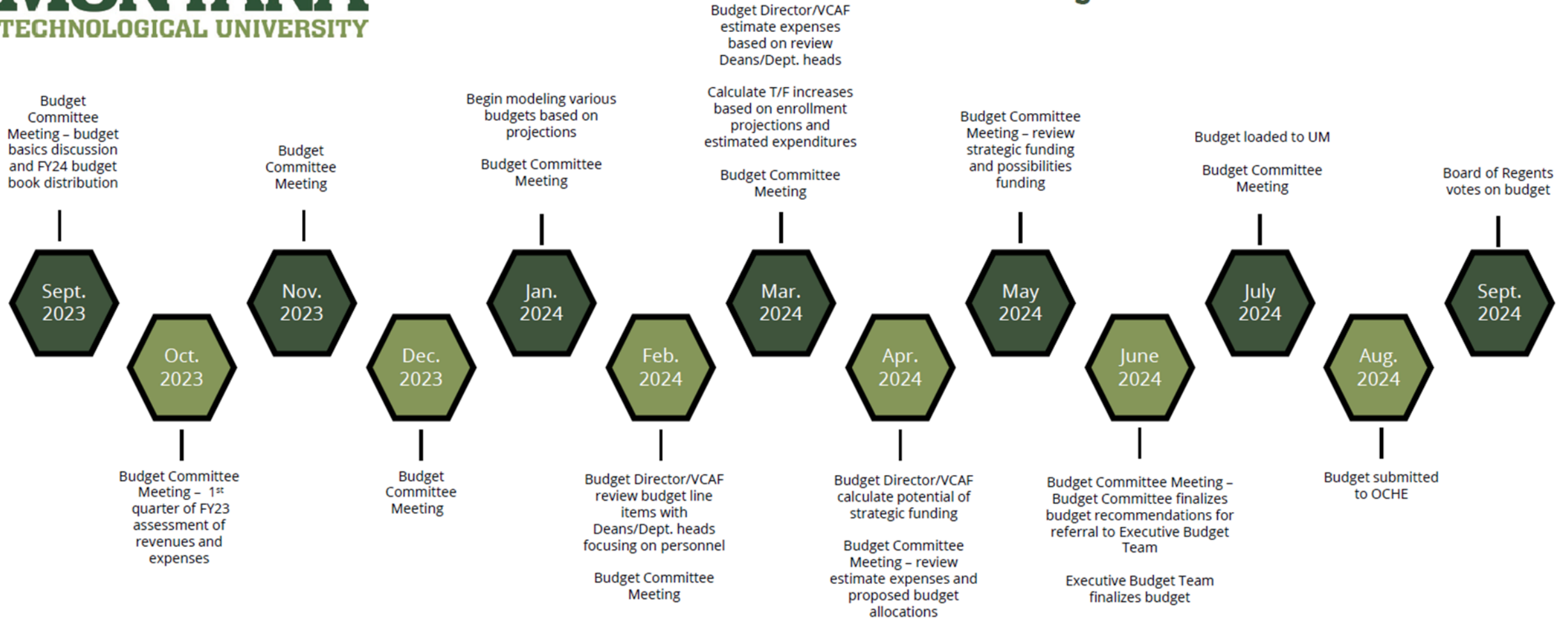
*Higher Education Cost Adjustment, higher education specific inflation index developed by SHEEO

DISCOUNTS, WAIVERS & SCHOLARSHIPS

DISCOUNTS/WAIVERS/SCH	FY18	FY22	FY23	%Change		FY24 Budgeted	%Change 1yr
				1yr	5yr		
BOR Designated	\$325,910	\$446,900	\$511,154	14%	57%	\$486,500	-5%
Resident Discretionary	\$1,029,309	\$1,130,039	\$1,004,494	-11%	-2%	\$966,775	-4%
Non-resident Discretionary	\$663,126	\$655,071	\$572,345	-13%	-14%	\$795,029	39%
Scholarships	\$425,128	\$324,272	\$60,558	-81%	-86%	\$55,000	-9%
Total Discounts/Waivers/Sch	\$2,443,473	\$2,556,282	\$2,148,551	-16%	-12%	\$2,303,304	7%
Student FTE	2,309	1,950	1,906	-2%	-17%	1,858	-3%
Key Metrics							
Waivers per Student FTE	\$1,058	\$1,311	\$1,127	-14%	7%	\$1,240	10%
Net Tuition Per Student FTE	\$6,306	\$5,656	\$5,680	0%	-10%	\$5,788	2%

- **Waivers per student: budgeted to at same level as FY23**
- **Net tuition per student to increase slightly**

Budget Process Timeline FY25



FOUNDATION UPDATE

- Fundraising Priorities
- FY23 Year-End
- DayOne
- FY24 Q1 Update
- Giving Tuesday/Calendar Year-End

FY23 YEAR END

- Gifts received \$13.7M
- Gifts committed \$31.7M
- Total Gifts \$45.4M
- Major Gifts (\$25,000+) received \$1.6M
- Annual Gifts (<\$24,999.99) received \$43.8M
- Total # of Gifts Processed 3,408

IMPACTS OF DAYONE

DayOne 2023 at a Glance:

- \$489,230 from 747 gifts
- 641 unique donors
 - 3% increase over 2022
- Most money raised online in the history of the event \$282,927
 - Represents a 46% increase over 2022
- \$205,303 in matching funds awarded
 - Total match pool for 2023 was \$486,000
 - 89% increase over 2022

Event Impact 2017-2023

- Dollars raised: \$1.7 million
- Total Gifts: 4,138
- Funds and Programs impacted: 112



FY24 Q1 UPDATE

FYTD compares 7/1/22-10/12/22 to 7/1/23-10/12/23

Total Donors FYTD **24.4%**

FY23 (865)
FY24 (1,076)

Need 633 donors to reach FY24 goal of 1,709

63% of goal achieved

New Acquisitions FYTD **23.1%**

FY23 (195)
FY24 (240)

Need to acquire 145 donors to reach FY24 goal of 385

62% of goal achieved

Retained Donors FYTD **9.6% increase**

FY23 (513)
FY24 (562)

Need to retain 415 donors to reach FY24 goal of 977

58% of goal achieved

Renewed Donors FYTD **74.5%**

FY23 (157)
FY24 (274)

Need to renew 73 donors to reach FY24 goal of 347

79% of goal achieved

FY24 Q1 UPDATE

FYTD compares 7/1/22-10/12/22 to 7/1/23-10/12/23

Alumni Engagement

7/1/23-10/12/23

392 event attendees

Need 294 more attendees to reach FY24 goal of 686

57% of goal achieved

Total Fundraising goal of \$7M

7/1/23-10/12/23

\$2,159,277 raised

31% of goal achieved

2% ahead



MANTRA HEALTH & MONTANA TECH



MANTRA HEALTH & MONTANA TECH

2022-2023 Model

- 20 hours of scheduled therapy per week
- One clinician
- 87.5% of students who scheduled attended appt.
- 100% who completed intake have scheduled and attended appts.

Moving Forward

- 24/7 crisis support
- Therapy (12 sessions / student)
- Network of licensed clinicians
- Peer to Peer support communities – confidential
- Emotional wellness coaching & self-care resources

LOGGING IN

- All Montana Tech students can create an account.
- Access via web version or Mantra Health App via Apple or Android.

Get started

Note: The Mantra Care Hub is currently only available to students of specific schools.

Email address

Continue

You'll be directed to sign in with your school SSO account.

If you're in an emergency or crisis and need immediate help, call 911 or go to the nearest emergency room.

Suicide Prevention Hotline: Call 988

Crisis Text Line: Text HOME to 741741

Welcome, Joe

Care Recommendations

Find mental health care that works

Not sure where to start? Complete a brief questionnaire to receive recommendations that best suit your needs.

[Get started](#)



On-Demand Emotional Support

Get support 24/7



Campus Resources

Find support on campus



Crisis Resources

Emergency Resources



Self Care

Get the tools to deal with whatever comes your way.

Quick, practical, evidenced-based skills to help you feel better and handle any situation.

[Browse Skills](#)



Focus Your Mind

[View collection >](#)



Stop Freaking Out

[View collection >](#)



The Art of Happiness

[View collection >](#)



The Art of Acceptance

[View collection >](#)



Master your Relationships

[View collection >](#)



Relaxation Station

[View collection >](#)



Feel Balanced

[View collection >](#)

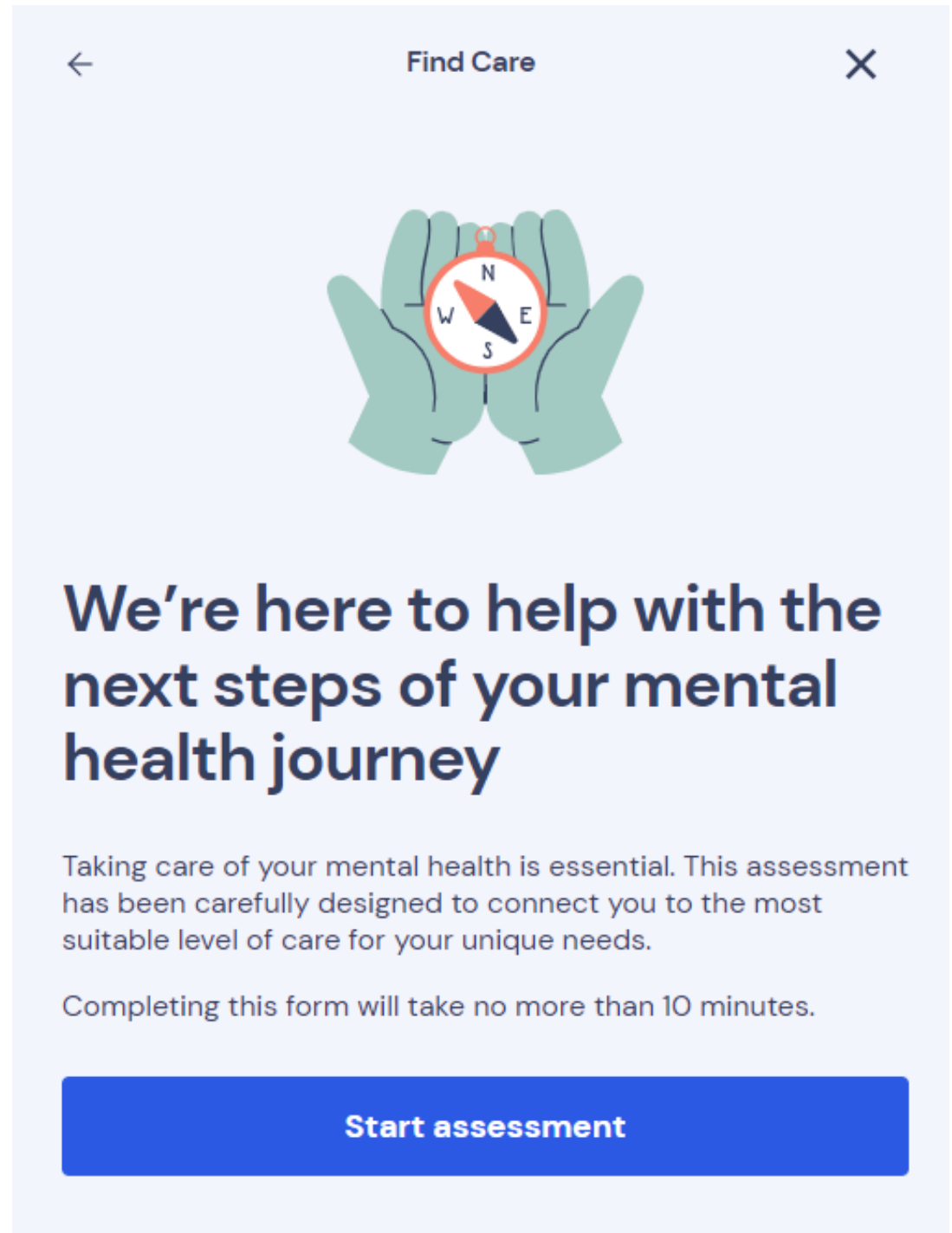


Stress Free Semester

[View collection >](#)


INTAKE ASSESSMENT

- Help students know where to begin
- Recommended resources
- Provide clinician with important information



The screenshot shows a mobile application interface with a light blue background. At the top, there is a navigation bar with a back arrow on the left, the text "Find Care" in the center, and a close "X" icon on the right. Below the navigation bar is a large illustration of two teal hands holding a red and white compass. The compass has a red needle pointing towards the top-right, and the cardinal directions "N", "E", "S", and "W" are labeled. Below the illustration, the text "We're here to help with the next steps of your mental health journey" is displayed in a bold, dark blue font. Underneath this, a paragraph of smaller text reads: "Taking care of your mental health is essential. This assessment has been carefully designed to connect you to the most suitable level of care for your unique needs." Below that, another line of text states: "Completing this form will take no more than 10 minutes." At the bottom of the screen, there is a prominent blue button with the white text "Start assessment".

Find Care



We're here to help with the next steps of your mental health journey

Taking care of your mental health is essential. This assessment has been carefully designed to connect you to the most suitable level of care for your unique needs.

Completing this form will take no more than 10 minutes.

Start assessment

IT TAKES A VILLAGE

- **How can you help?**
 - Normalize getting help
 - Non-clinical conversations
 - Concern reports

Concern Report

Faculty, staff, students, and others may refer a student or a faculty or staff member who may be struggling with personal or emotional difficulties or who may be exhibiting concerning behavior.

Report a concern.

Support student success and well-being



Connect students to school-sponsored mental health and wellness services.

Montana Tech has partnered with digital mental health provider Mantra Health to bring students an extended suite of accessible, diverse, high-quality care.

Students can set and reach goals, regulate their emotions, and improve their relationships, which will help with academic performance, student persistence, and retention.



Self Care

Short, self-guided wellness courses for improving students' life skills



Emotional Wellness Coaching

Short-term, goal-oriented intervention for students



Therapy

Holistic, evidence-based care provided by a highly trained therapist who understands the student experience.



On-Demand Emotional Support

In-the-moment support and problem solving



24/7 Crisis Support

Bilingual crisis support staff available via phone or text

Access the Care Hub anytime, anywhere.

Refer students today!



CELEBRATING SUCCESS

- Lance College of Mines & Engineering Celebrated
- Largest Career Fair ever
- Ranked #1 Best College in Montana by DegreeChoices.com
- Hosted over 200 at Trades & Technology Day
- Enjoyed Family Weekend with many families



LOOKING AHEAD

- 10/18: Digger Integrity Day
- 10/20: SAP Next-Gen Lab Grand Opening
- 10/25: Harvest Hurrah
- 11/16-17: Board of Regents (Missoula)
- 11/28: Giving Tuesday
- 12/1: Holiday Stroll
- 12/8: Lineman Rodeo
- 12/8: Graduate reception
- 12/9: Fall commencement
- 12/12: Holiday brunch



THANK YOU!

MONTANA
TECHNOLOGICAL UNIVERSITY